

## SPECIFICATION FOR APPROVAL

<b>CUSTOMER'S APPROVAL CHOP</b>	
Approval's condition:	
Approved date:	

KINDLY RETURN A SET WITH YOUR COMPANY'S OFFICIAL STAMP ON APPROVAL OF THIS ITEM

**CUSTOMER'S NAME:** \_\_\_\_\_

**CUSTOMER'S MODEL NO. :** \_\_\_\_\_

**CUSTOMER'S PART NO. :** \_\_\_\_\_

**DESCRIPTION:** \_\_\_\_\_  
EP10

**Semitel'S MODEL NO. :** \_\_\_\_\_  
EP10-669

**VERSION:** \_\_\_\_\_  
A

**DATE:** \_\_\_\_\_  
2020/12/28

- Attachments:**
- Product specification
  - Sample Qty.:
  - Test data

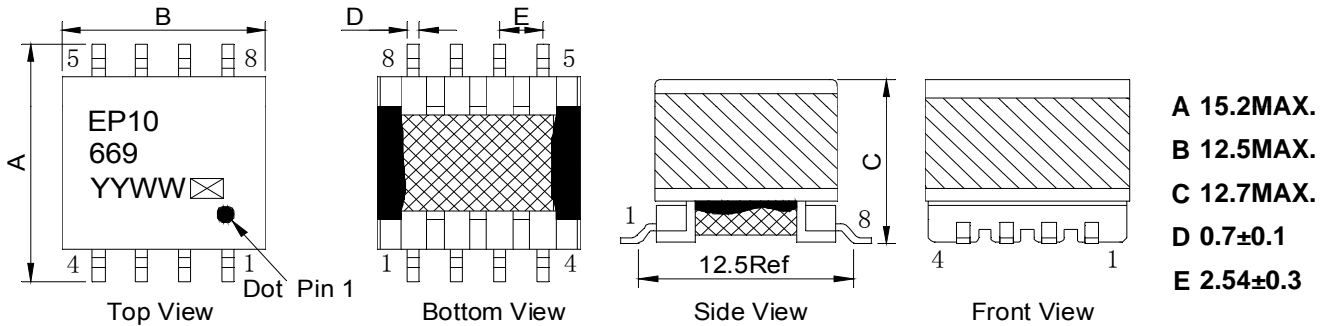
Prepared By	Checked By	Approved By
Hebe Deng 2020/12/28	Liang Wang 2020/12/28	Alan Wong 2020/12/28

Semitel International Ltd.,	TEL: 886-2-86922121      FAX: 886-2-26483379
www.semitelint.com	12F, No.183, Sec.1, Datong Rd., Xizhi Dist., New Taipei City 22145, Taiwan



# Product Specification

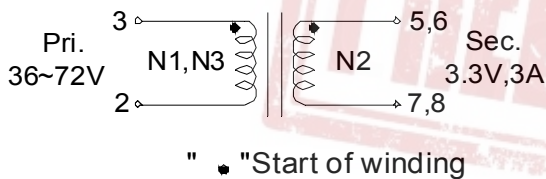
## 1. Physical Dimensions (Unit:mm)



### Notes:

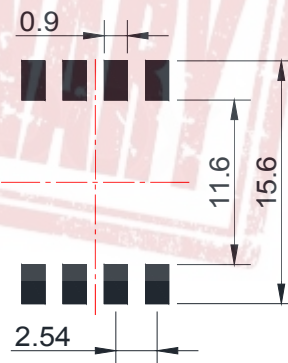
- (1). Marking type is laser printing
- (2). YY: Year Code; WW: Week Code
- (3). :When making samples, S is used to represent the product is a sample.
- (4). :Use different letters or numbers to represent the products are produced from different production lines .
- (5). Size B not including soldering tags
- (6). Coplanarity Requirement: Less than 0.10mm

## 2. Connection

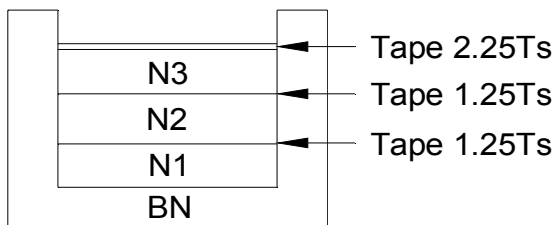


- \*Customer to tie terminals 5&6 and 7&8 on PC board.
- \*Application of the transformer allows for the leadwires between terminals 5&6 and 7&8 to solder bridge.

## 3. Recommended Pad Layout (Unit:mm)



## 4. Structure of Products



## 5. No of Turns & Wire Spec

No	No of Pin	Turns	Wire Spec
N1	3--2	23 Ts	ø0.22mm*1P P180
N2	5,6--7,8	7 Ts	ø0.315mm*2P P180
N3	3--2	23 Ts	ø0.22mm*1P P180

Semitel'S MODEL NO. :	EP10-669	CUSTOMER'S MODEL NO.:	
VERSION :	A	CUSTOMER'S PART NO. :	
DATE :	2020/12/28		

## Product Specification

### 6. Electrical Characteristics

\*RoHS Compliance Product

\*Storage temperature range: -40°C to +125°C .

\*Operating temperature range: -40°C to +125°C .

Items	Winding	Specifications	Test conditions
Inductance	L(3-2)	40uH±10%	at 100kHz,0.1Vrms
LK-Inductance	LK(3-2) Tie 5,6,7,8	0.6uH MAX.	at 100kHz,0.1Vrms
DCR	R(3-2)	130mΩ MAX.	at 25°C
	R(5,6-7,8)	23mΩ MAX.	
Turns Ratio	(3-2):(5,6-7,8)	23:7,±3%	at 100kHz,0.1Vrms
Hi-Pot	Pri. To Sec.	1500VAC	3mA.2SEC.
	Win. To Core	500VAC	3mA.2SEC.

### 7. Bill of Material

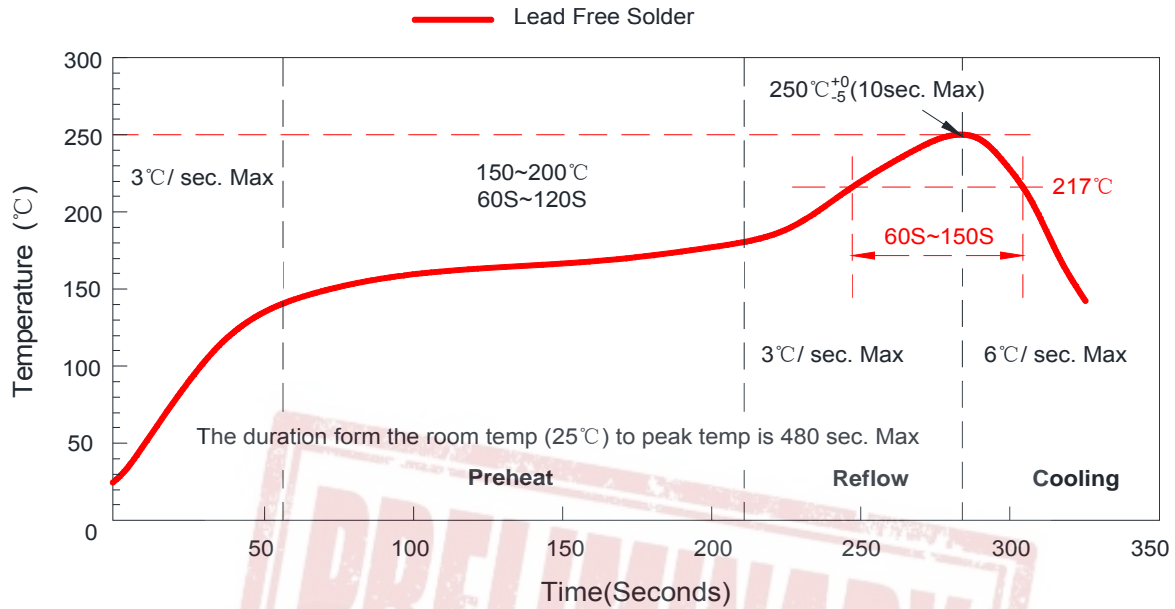
No	Items	Material Name	Manufacturer	UL File No	SGS File No
1	Core	MnZn ferrite core P47	ACME or Equivalent	NIL	CE/2020/60877G
OR	Core	FERRITE CORE JCP-95	FCRI or Equivalent	NIL	A2200234874101001R1
2	Bobbin	PM-9630	SUMITOMO (SumiDurez) or Equivalent	E41429	SHAEC2002442505
3	Copper Wire	Polyurethane bare wire (Cu) Polysol 180	ELEKTRISOLA or Equivalent	E258243	CE/2020/34972
4	Polyimide Tape	Polyimide Adhesive Tape PF-301	YAHUA or Equivalent	E165111	CANEC2008940301
OR	Polyimide Tape	Brown adhesive plastic HN NC 0.025mm V-0	RUNSEA (RAYITEK) or Equivalent	E339977	SZXEC2000536905
5	EPOXY	EB-360	CHANGFENG or Equivalent	NIL	SHAEC2022446003
6	Varnish	8562*	HANG CHEUNG or Equivalent	E200154	CANEC2000055005
7	Solder	Lead free solder	HONGTAIZHOU or Equivalent	NIL	SZXEC2001415205

Semitel'S MODEL NO. :	EP10-669	CUSTOMER'S MODEL NO.:	
VERSION :	A	CUSTOMER'S PART NO. :	
DATE :	2020/12/28		

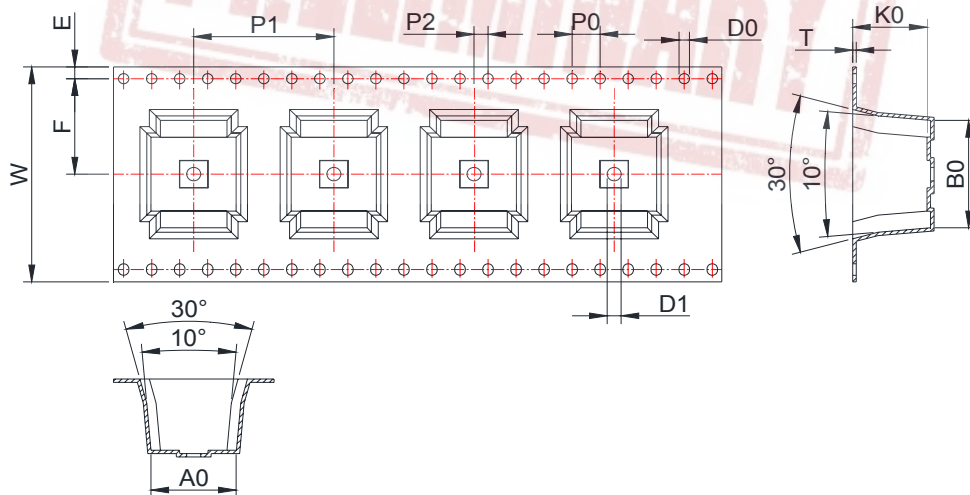
## Product Specification

### 8.Recommended Temperature Conditions of Air Reflow Soldering

Test Solderability Temperature Profile



### 9.Tape Dimensions (Unit:mm)



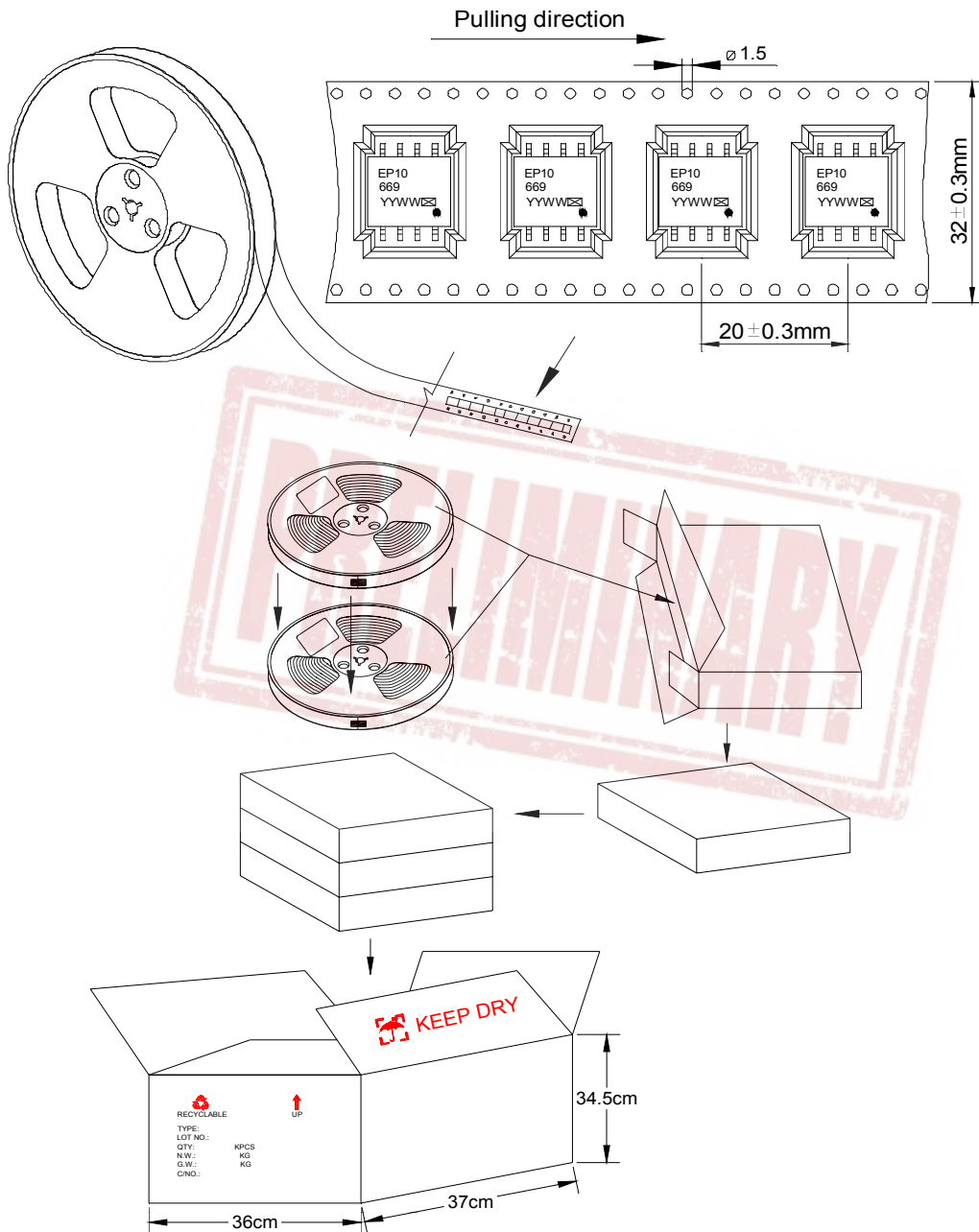
symbol	A0	B0	K0	P0	P1	P2
spec	12.0±0.3	16.5±0.3	10.6±0.3	4.0±0.1	20.0±0.3	2.0±0.1
symbol	W	T	E	F	D0	D1
spec	32.0±0.3	0.5±0.05	1.75±0.1	14.2±0.1	∅1.5 <sup>+0.1</sup> <sub>-0</sub>	∅2.0±0.1

Semitel'S MODEL NO. :	EP10-669	CUSTOMER'S MODEL NO.:	
VERSION :	A	CUSTOMER'S PART NO. :	
DATE :	2020/12/28		

## Product Specification

### 10.Packing Request

- \*Every roll of the carrier tape can contain 270pcs products.
- \*Every small packing box contains two rolls of carrier tape. Total quantity: 540pcs.
- \*Every carton box contains 3 small packing boxes. Total quantity: 1620pcs.



Semitel'S MODEL NO. :	EP10-669	CUSTOMER'S MODEL NO.:	
VERSION :	A	CUSTOMER'S PART NO. :	
DATE :	2020/12/28		

## Test Report

		Test Instruments					
		HP4284A	1720S	VR131		HP4284A	CS2670A
NO	Inductance	Inductance	DCR		Turns Ratio	Hi-Pot	
	at 100kHz,0.1Vrms	at 100kHz,0.1Vrms	at 25°C		at 100kHz,0.1Vrm	3mA.2SEC.	
	L(3-2)	LK(3-2) Tie 5,6,7,8	R(3-2)	R(5,6-7,8)	(3-2):(5,6-7,8)	Pri. To Sec.	Win. To Core
	40uH±10%	0.6uH MAX.	130mΩ MAX.	23mΩ MAX.	23:7,±3%	1500VAC	500VAC
1	40.90	0.34	101.00	17.00	Passed	Passed	Passed
2							
3							
4							
5							
MIN.	40.90	0.34	101.00	17.00			
MAX.	40.90	0.34	101.00	17.00			
AVG.	40.90	0.34	101.00	17.00			
<b>Result</b>	<b>Passed</b>	<b>Passed</b>	<b>Passed</b>	<b>Passed</b>	<b>Passed</b>	<b>Passed</b>	<b>Passed</b>
<b>Overall Dimensions Test</b>					<b>Measurement Tools: Caliper (Unit:mm)</b>		
NO	A	B	C	D	E		
	15.2MAX.	12.5MAX.	12.7MAX.	0.7±0.1	2.54±0.3		
1							
2							
3							
4							
5							
MIN.	0.00	0.00	0.00	0.00	0.00		
MAX.	0.00	0.00	0.00	0.00	0.00		
AVG.	#DIV/0!	#DIV/0!	#DIV/0!	#DIV/0!	#DIV/0!		
<b>Result</b>	<b>Passed</b>	<b>Passed</b>	<b>Passed</b>	<b>Passed</b>	<b>Passed</b>		
<b>Semitel'S MODEL NO. :</b>		<b>EP10-669</b>		<b>CUSTOMER'S MODEL NO.:</b>			
<b>VERSION :</b>		<b>A</b>		<b>CUSTOMER'S PART NO. :</b>			
<b>DATE :</b>		<b>2020/12/28</b>					