

SPECIFICATION FOR APPROVAL

<p>CUSTOMER'S APPROVAL CHOP</p> <p>Approval's condition: _____</p> <p>Approved date: _____</p>
--

KINDLY RETURN A SET WITH YOUR COMPANY'S OFFICIAL STAMP
ON APPROVAL OF THIS ITEM

CUSTOMER'S NAME: _____

CUSTOMER'S MODEL NO. : _____

CUSTOMER'S PART NO. : _____

DESCRIPTION: **EP13** _____

Semitel'S MODEL NO. : **EP13-677** _____

VERSION: **A** _____

DATE: **2020/12/21** _____

- Attachments:**
- Product Specification
 - Sample Qty. :
 - Test Data

Prepared By	Checked By	Approved By
Hebe Deng 2020/12/21	Liang Wang 2020/12/21	Alan Wong 2020/12/21

Semitel International Ltd.,	TEL: 886-2-86922121 FAX: 886-2-26483379
www.semitelint.com	12F, No.183, Sec.1, Datong Rd., Xizhi Dist., New Taipei City 22145, Taiwan

Revision Record

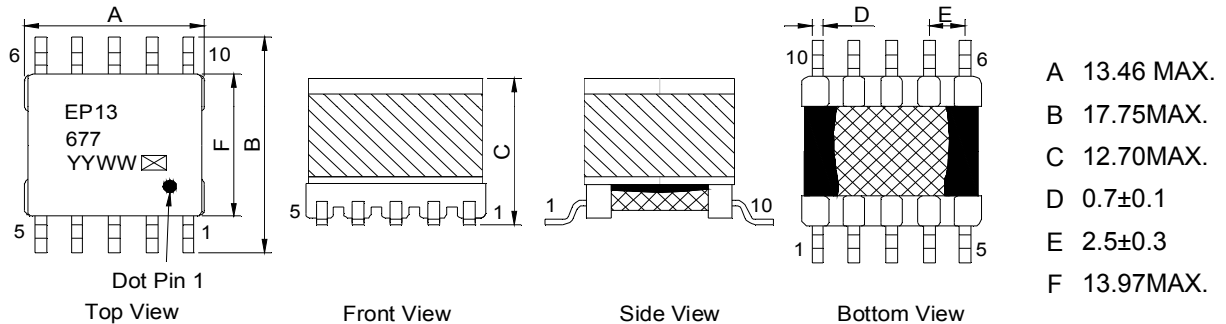
Version	Revision Date	Revision For Items	Reason For Revision
A	2020/12/21	New Product for SI3406 5V3A	-

PRELIMINARY

Semitel'S MODEL NO. :	EP13-677	CUSTOMER'S MODEL NO. :	
VERSION:	A	CUSTOMER'S PART NO. :	
DATE:	2020/12/21		

Product Specification

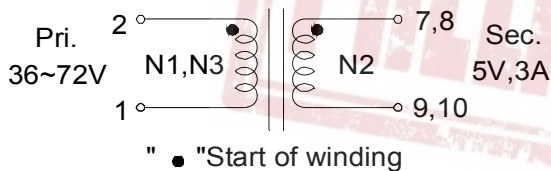
1. Physical Dimensions (Unit:mm)



Notes:

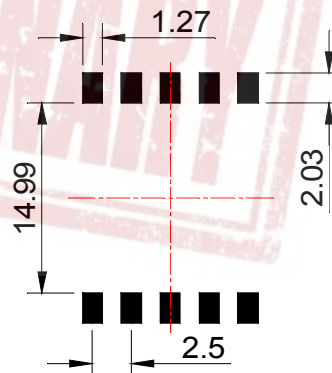
- *Marking type is laser printing, Dot indicates the location of pin#1.
- *YY: Year Code; WW: Week Code
- * :When making samples, S is used to represent the product is a sample.
- * :Use different letters or numbers to represent the products are produced from different production lines .
- *Size B not including soldering tags
- *Coplanarity requirement: Less than 0.10mm

2. Connection

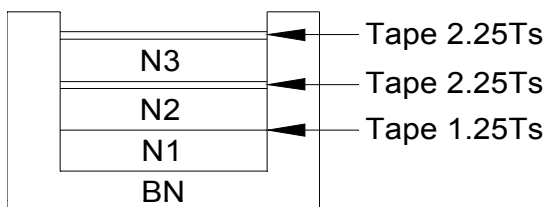


- *Customer to tie terminals 7&8 and 9&10 on PC board.
- *Application of the transformer allows for the leadwires between terminals 7&8 and 9&10 to solder bridge.

3.Recommended Pad Layout (Unit:mm)



4.Structure of Products



5.No of Turns & Wire Spec

No	No of Pin	Turns	Wire Spec
N1	2--1	20 Ts	ø0.17 mm*2P P180
N2	7,8--9,10	8 Ts	ø0.21 mm* 8P P180
N3	2--1	20 Ts	ø0.17 mm* 2P P180

Semitel'S MODEL NO. :	EP13-677	CUSTOMER'S MODEL NO. :	
VERSION:	A	CUSTOMER'S PART NO. :	
DATE:	2020/12/21		

Product Specification

6. Electrical Characteristics

*Operating temperature range: -40°C to +125°C .

*Storage temperature range: -40°C to +125°C .

Items	Winding	Specifications	Test Conditions
Inductance	L(2-1)	40uH±10%	at 200kHz,0.2Vrms
DC.Bias	L(2-1)	L2.0A/L0A≥80%	at 200kHz,0.2Vrms @2A
LK-Inductance	LK(2-1) Tie 7,8,9,10	0.621uH MAX.	at 200kHz,0.2Vrms
DCR	R(2-1)	120mΩ MAX.	at 25°C
	R(7,8-9,10)	40mΩ MAX.	
Turns Ratio	(2-1):(7,8-9,10)	20:8;±3%	at 200kHz,0.2Vrms
Hi-Pot	Pri. to Sec.	1500VAC	5mA3SEC
	Win. to Core.	500VAC	5mA3SEC

7. Bill of Material

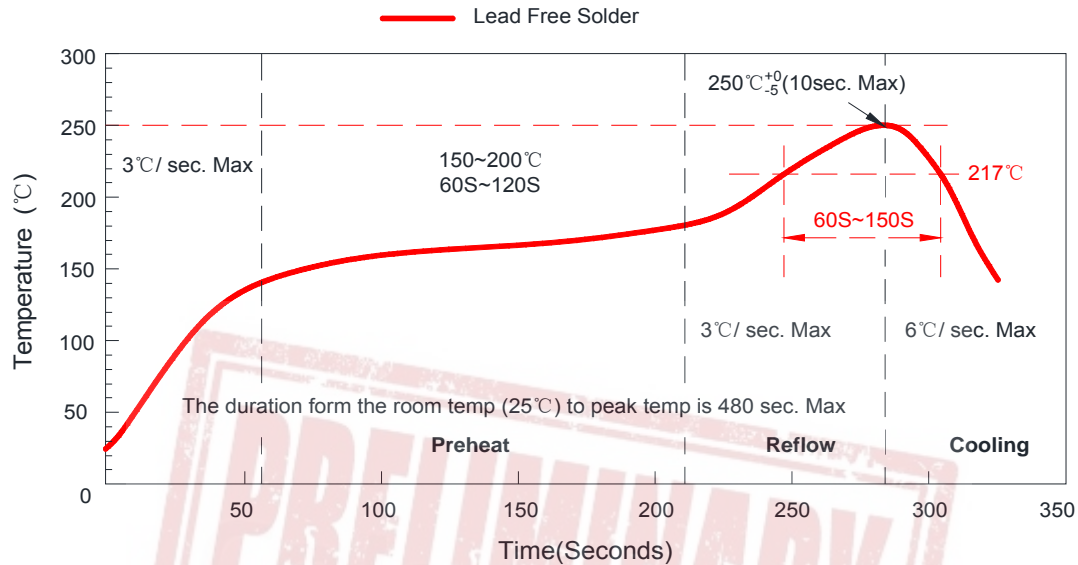
No	Items	Material Name	Manufacturer	UL File No	SGS File No
1	Core	FERRITE CORE JCP-95	FCRI or Equivalent	NIL	A2200234874101001R1
2	Bobbin	PM-9630	SUMITOMO (SumiDurez) or Equivalent	E41429	SHAEC2002442505
3	Copper Wire	Polyurethane bare wire (Cu) Polysol 180	ELEKTRISOLA or Equivalent	E258243	CE/2020/34972
OR	Copper Wire	Polyurethane wire UEWH/U	PACIFIC or Equivalent	E201757	A220035992510301E
4	Polyimide Tape	Brown adhesive plastic HN NC 0.025mm V-0	RUNSEA (RAYITEK) or Equivalent	E339977	SZXEC2000536905
5	EPOXY	EB-360	CHANGFENG or Equivalent	NIL	SHAEC1925290501
6	Varnish	8562*	HANG CHEUNG or Equivalent	E200154	CANEC2000055005
7	Solder	Lead free solder	HONGTAIZHOU or Equivalent	NIL	SZXEC2001415205

Semitel'S MODEL NO. :	EP13-677	CUSTOMER'S MODEL NO. :	
VERSION:	A	CUSTOMER'S PART NO. :	
DATE:	2020/12/21		

Product Specification

8.Recommended Temperature Conditions of Air Reflow Soldering

Test Solderability Temperature Profile



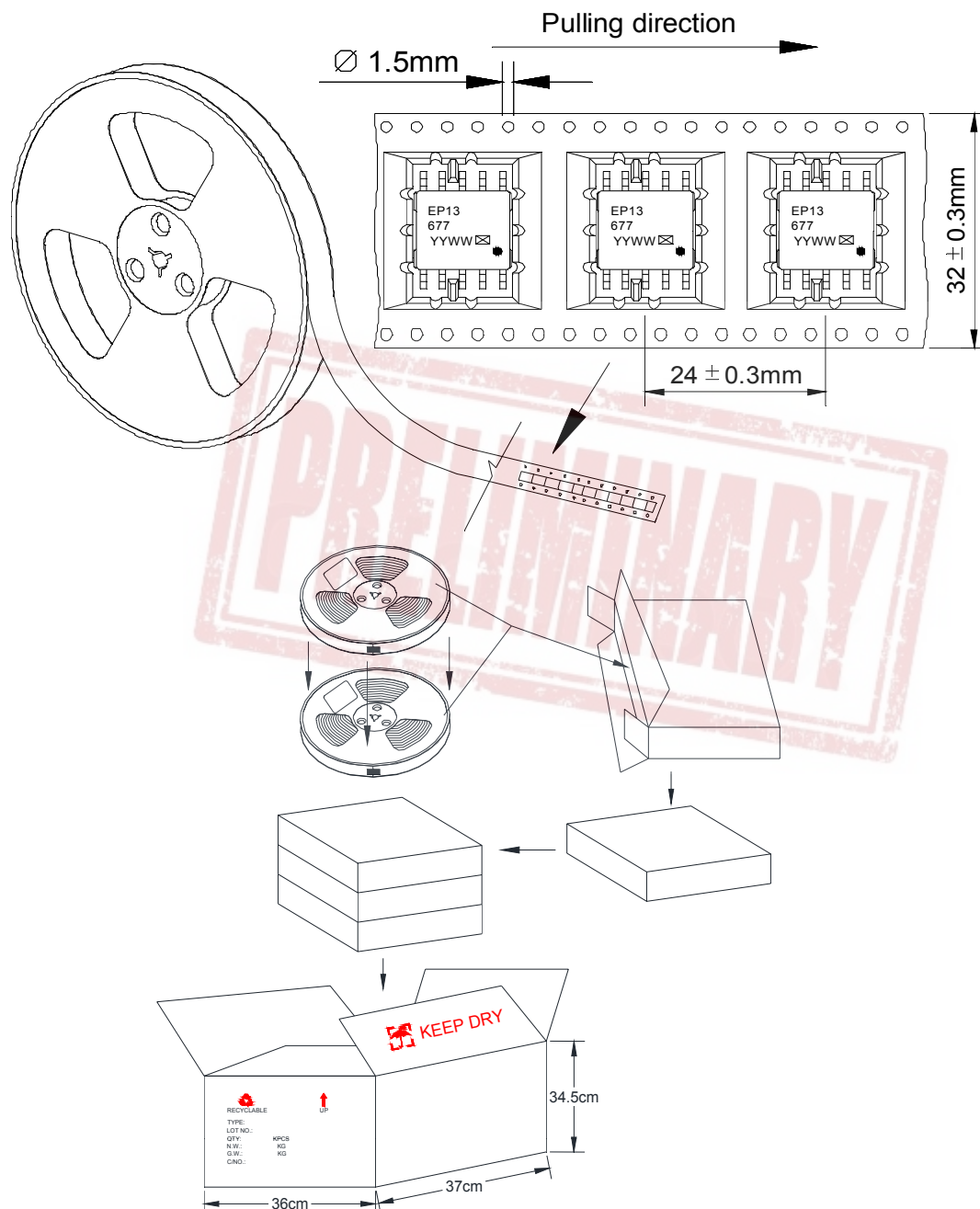
Profile Feature	
Average Ramp-Up Rate (T _{smax} to T _p)	3°C/Second Max.
Preheat	
-Temperature Min. (T _{smin})	150°C
-Temperature Max. (T _{smax})	200°C
-Time (T _{smin} to T _{smax})	60-120 Seconds
Time maintained above:	
-Temperature (T _L)	217°C
-Time (T _L)	60-150 Seconds
Peak/Classification Temperature (T _p)	250°C
Time within 5°C of actual PeakTemperature (T _p)	10 Seconds Max.
Ramp-Down Rate	6°C/Second Max.
Time 25°C to Peak Temperature	8 Minutes Max.

Semitel'S MODEL NO. :	EP13-677	CUSTOMER'S MODEL NO. :	
VERSION:	A	CUSTOMER'S PART NO. :	
DATE:	2020/12/21		

Product Specification

9.Packing Request

- *Every roll of the carrier tape can contain 180pcs products.
- *Every small packing box contains two rolls of carrier tape. Total quantity: 360pcs.
- *Every carton box contains 3 small packing boxes. Total quantity: 1080pcs.



Semitel'S MODEL NO. :	EP13-677	CUSTOMER'S MODEL NO. :	
VERSION:	A	CUSTOMER'S PART NO. :	
DATE:	2020/12/21		

Test Report

Test Instruments								
	HP4284A	HP4284A	HP4284A	VR131		HP4284A	CS2670A	
NO	Inductance	DC.Bias	LK-Inductance	DCR		Turns Ratio	Hi-Pot	
	at 200kHz,0.2Vrms	at 200kHz,0.2Vrms @2A	at 200kHz,0.2Vrms	at 25°C		at 200kHz,0.2Vrms	5mA3SEC	5mA3SEC
	L(2-1)	L(2-1)	LK(2-1) Tie 7,8,9,10	R(2-1)	R(7,8-9,10)	(2-1):(7,8-9,10)	Pri. to Sec.	Win. to Core.
	40uH±10%	L2.0A/L0A≥80%	0.621uH MAX.	120mΩ MAX.	40mΩ MAX.	20:8;±3%	1500VAC	500VAC
1	39.00	38.70	0.41	91.30	12.30	Passed	Passed	Passed
2								
3								
4								
5								
MIN.	39.00	38.70	0.41	91.30	12.30			
MAX.	39.00	38.70	0.41	91.30	12.30			
AVG.	39.00	38.70	0.41	91.30	12.30			
Result	Passed	Passed	Passed	Passed	Passed	Passed	Passed	Passed
Overall Dimensions Test						Measurement Tools: Caliper (Unit:mm)		
NO	A	B	C	D	E	F		
	13.46 MAX.	17.75MAX.	12.70MAX.	0.7±0.1	2.5±0.3	13.97MAX.		
1								
2								
3								
4								
5								
MIN.	0.00	0.00	0.00	0.00	0.00	0.00		
MAX.	0.00	0.00	0.00	0.00	0.00	0.00		
AVG.	#DIV/0!	#DIV/0!	#DIV/0!	#DIV/0!	#DIV/0!	#DIV/0!		
Result	Passed	Passed	Passed	Passed	Passed	Passed		

Semitel'S MODEL NO. :	EP13-677	CUSTOMER'S MODEL NO. :	
VERSION:	A	CUSTOMER'S PART NO. :	
DATE:	2020/12/21		